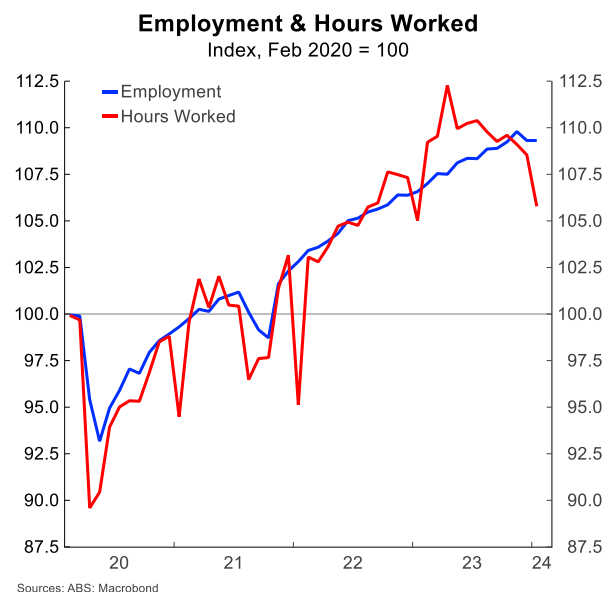
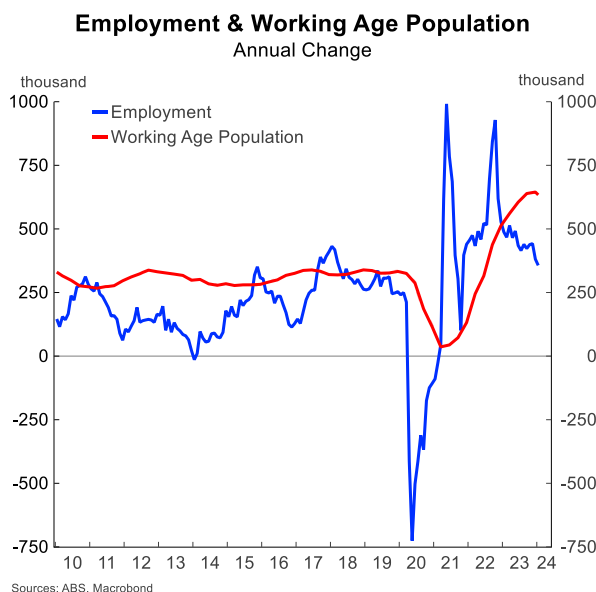


Labour Force Survey

Seasonality Amplifies A Weak Trend

- The number of people employed went sideways over January (+0.5k) while the labour force grew by 22.8k persons. This meant that the number of unemployed increased by 22.3k, resulting in the unemployment rate ticking up to 4.1% in January, from the 3.9% in December. This was the first time the unemployment rate has been above 4.0% in two years.
- The January outcome came with a caveat, with the ABS warning that shifting seasonal patterns, which are yet to be fully captured in its seasonal adjusted estimates, have likely contributed to the weak outcome.
- However, the underlying trend is unambiguously soft. On a three-month average basis employment grew by 0.4%, the slowest pace since the 'delta' outbreak in 2021. In trend terms the employment-to-population ratio continues to moderate, down to 64.1% in January from the record high of 64.5% in October 2023.
- Most telling, the number of hours worked continued to slide - over the last six months, in annualised terms, hours worked have declined by 8.2%, the sharpest fall on record outside of covid (going back to 1979).
- Looking ahead, as labour demand and supply continue to move into balance, tightness in the labour market will continue to fade. Given how sharp the turnaround in hours worked has been over the past six months there is increasingly limited scope for labour demand adjustment to come purely from hours worked alone. This will likely lead to weakness in employment growth and a further rise in the unemployment rate.



January is the most seasonal time of the year for the labour market, and this year was no exception. As we had anticipated, the softening trend in labour market conditions extended into the new year but was amplified by shifting seasonal dynamics that have become increasingly apparent in the years since the pandemic. The ABS are not yet able to completely remove the statistical influence of these dynamics in its seasonally adjusted estimates, so the results from this month's survey should be read with caution.

In the media release, the ABS made note of two distinct dynamics which we expected to appear again. Firstly, with regards to hours worked, the ABS noted: "Compared with January surveys before the pandemic, we again saw a higher proportion of employed people working no hours because they were on leave."

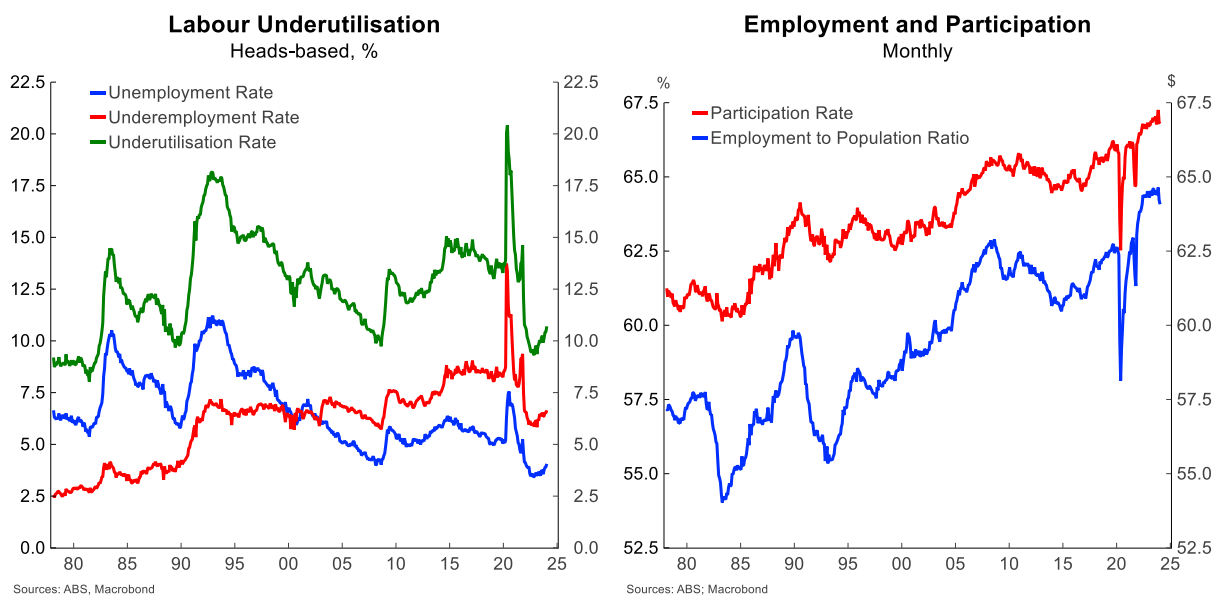
Secondly, the ABS noted that the increase in the unemployment rate from 3.9% to 4.1% "coincided with a higher-than-usual number of people who were not employed but who said they will be starting or returning to work in the future." This was similar to what was observed this time last year – in the presence of a tight labour market, individuals may seek more opportunities and look to change jobs (typically over holiday periods), leading to a larger-than-usual (and in the case of last year, temporary) increase in the unemployment rate.

Unemployment Rate

The unemployment rate ticked up to 4.1% in January, from the 3.9% in December. This was the first time the unemployment rate has been above 4.0% in two years.

While the unemployment rate has clearly been trending higher over the last six months, it remains very low versus history, speaking to a tight labour market that is gradually easing. So far in this cycle, increases in the unemployment rate were largely a consequence of labour demand not being able to absorb all the increase in labour supply, as opposed to an increase in layoffs and job losses.

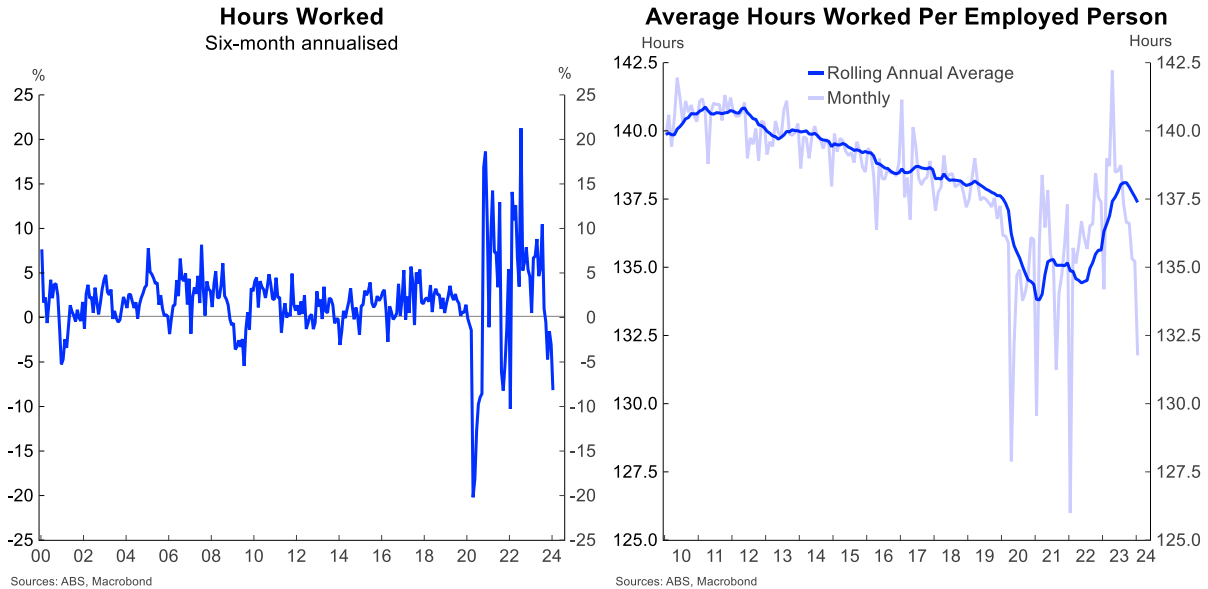
We expect that to broadly remain the case, with employment growth slowing as labour demand and supply come back into balance, seeing the unemployment rate continuing to drift upwards.



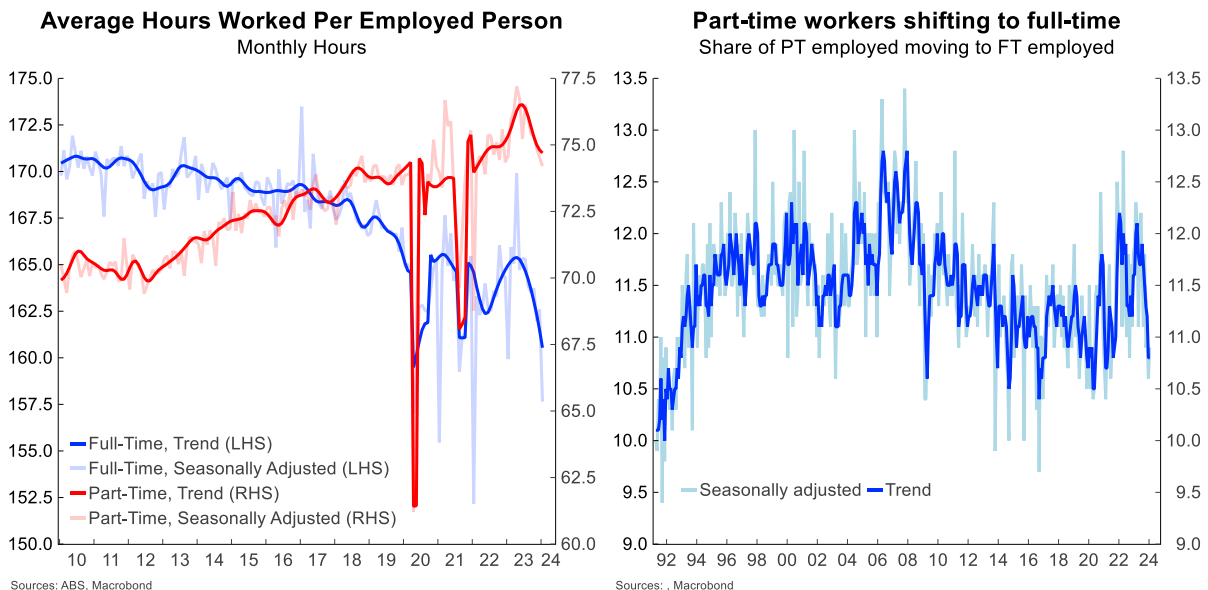
Hours Worked

The number of hours worked declined by 2.5% over the month of January. There were particularly large monthly falls in NSW (-4.1%), SA (-3.8%), Victoria (-3.4%), and WA (-2.8%).

While the very weak monthly read in part reflects difficulty associated with adjusting original data for the evolving seasonal patterns, the underlying trend is unambiguously soft. Over the last six months, in annualised terms, hours worked have declined by 8.2%, the sharpest fall on record outside of covid (going back to 1979).



Employers are now clearly responding to the pull back in spending by adjusting the number of hours employees are required to work. With lower demand there is less need for overtime or extra shifts. This is consistent with the sharp falls we have seen in the average number of hours worked by both full time and part time employees. We have also seen a significant fall in the share of part time workers who are able to pick up extra hours and move to full time status (those working 35hrs/wk or more). This has seen the share of full-time employment fall from around 70.0% a year ago to 69.0% today, and trending toward the pre pandemic average of around 68.5%.



As the supply side of the economy continues to adjust from the pandemic and demand slows, employers are likely to continue to pull back on demand for labour. Given how tight the labour market has been during this cycle, employers are understandably wary of letting people go. Instead, they are likely to make this adjustment through demanding fewer hours of their employees.

Other Labour Market Measures

Consistent with the sharp fall in the number of hours worked, other labour market indicators are pointing to a softening in conditions.

The underemployment rate, which measures the share of employed workers who are willing and able to work more hours, ticked up to 6.6% in January. Over 2023 the underemployment rate has drifted higher in trends terms, coinciding with the slide in the number of hours worked.

The underutilisation rate, which combines the unemployment and underemployment rates, increased to 10.7% - highest rate since January 2022.

The youth unemployment rate, which measures the share of unemployed workers between the ages of 15 and 24, ticked lower to 9.4% from 9.5% last month. Some of this fall was driven by a lower participation rate (70.0% in January compared with 70.1% in December). Again, this could reflect difficulties associated with adjusting the data for evolving seasonal patterns. However, the trend is clear – the unemployment rate has trended higher since late 2022, with the participation rate also tending lower over this period. Being a highly sensitive group to changes in labour demand, this provides another signal that softness in labour demand is emerging.

The States

	NSW	VIC	QLD	SA	WA	TAS	ACT	NT
Monthly Change in Employment (000's)	-23.1	2.1	3.0	-0.3	0.7	-5.3	-4.0	0.7
Annual Change in Employment (000's)	62.5	149.8	74.1	9.4	55.9	-2.7	1.2	1.4
Unemployment Rate (%)	4.1	3.9	4.2	4.0	4.2	4.5	4.3	3.9
Change in Unemployment Rate (ppts)	0.6	-0.1	-0.1	0.1	0.3	0.9	0.4	-0.6

*Seasonally Adjusted

Outlook

All-in-all, the results from the January survey were broadly consistent with our expectations. Shifting seasonal dynamics likely played a role in some of January's weakness, and similar to last year, this may give way to something of a rebound with respect to employment and hours worked in February.

That said, the underlying tone of the data continues to speak to a softening labour market, predominately presenting through weak hours worked, slowing employment growth, and a gradually rising unemployment rate.

Looking ahead, as labour demand and supply continue to move into balance, tightness in the labour market will continue to fade. Given just how sharp the turnaround in hours worked has been over the past six months there is increasingly limited scope for labour demand adjustment to come purely from hours worked alone. This will likely lead to weakness in employment growth

and a further rise in the unemployment rate.

For the RBA, today's update provides further confirmation that the labour market is indeed easing. That said, in its February Statement on Monetary Policy, the RBA continued to assess the labour market as "tight relative to what is consistent with full employment". More updates on the state of the labour market will be necessary before any material adjustment to that assessment.

Pat Bustamante, Senior Economist

ph (+61) 468 571 786

&

Ryan Wells, Economist

ph (61-2) 9178 2063

Contact Listing

Chief Economist

Besa Deda
dedab@stgeorge.com.au
(02) 8254 3251

Senior Economist

Jarek Kowcza
Jarek.kowcza@stgeorge.com.au
0481 476 436

Senior Economist

Pat Bustamante
pat.bustamante@stgeorge.com.au
0468 571 786

Economist

Jameson Coombs
jameson.coombs@stgeorge.com.au
0401 102 789

The information contained in this report (“the Information”) is provided for, and is only to be used by, persons in Australia. The information may not comply with the laws of another jurisdiction. The Information is general in nature and does not take into account the particular investment objectives or financial situation of any potential reader. It does not constitute, and should not be relied on as, financial or investment advice or recommendations (expressed or implied) and is not an invitation to take up securities or other financial products or services. No decision should be made on the basis of the Information without first seeking expert financial advice. For persons with whom St.George has a contract to supply Information, the supply of the Information is made under that contract and St.George’s agreed terms of supply apply. St.George does not represent or guarantee that the Information is accurate or free from errors or omissions and St.George disclaims any duty of care in relation to the Information and liability for any reliance on investment decisions made using the Information. The Information is subject to change. Terms, conditions and any fees apply to St.George products and details are available. St.George or its officers, agents or employees (including persons involved in preparation of the Information) may have financial interests in the markets discussed in the Information. St.George owns copyright in the information unless otherwise indicated. The Information should not be reproduced, distributed, linked or transmitted without the written consent of St.George.

Any unauthorised use or dissemination is prohibited. Neither St.George Bank - A Division of Westpac Banking Corporation ABN 33 007 457 141 AFSL 233714 ACL 233714, nor any of Westpac’s subsidiaries or affiliates shall be liable for the message if altered, changed or falsified.
