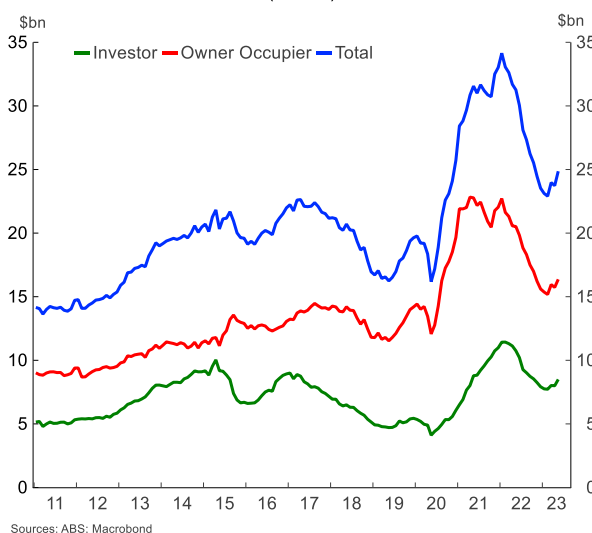


Housing Finance

Happy To Compromise Amid Imbalance

- The value of new housing finance, ex refinancing, increased by 4.8% over May, following an upwardly revised fall of 1.0% in April (initial reading was a fall of 2.9% in April). This was the strongest monthly growth rate since November 2021. It was driven by a 6.2% increase in investor finance (highest since May 2021) and a 4.0% in finance for owner occupiers.
- The number of new housing finance commitments, ex refinancing and investors, increased for a third consecutive month (5.1%). Since reaching a trough in February, the number of new commitments has increased by a significant 11.8%.
- Interestingly, the average value of loans used to finance the purchase of existing housing (by far the largest component of housing financing) has declined by 4.5% since February (or by around \$30k).
- Dwellings prices have increased since finding a floor in February, yet the average value of loans for established houses has fallen. This suggests that households are responding to higher interest rates and the fall in borrowing capacity by compromising and buying houses at a lower price point.
- Given the current imbalances in the housing market, a sense of urgency may be emerging, with households more willing to compromise to purchase a property. This has some implications for future house price performance – an increase in advertised supply, particularly at higher price points, may test the depth of demand.

Value of Housing Finance
(ex-refi)



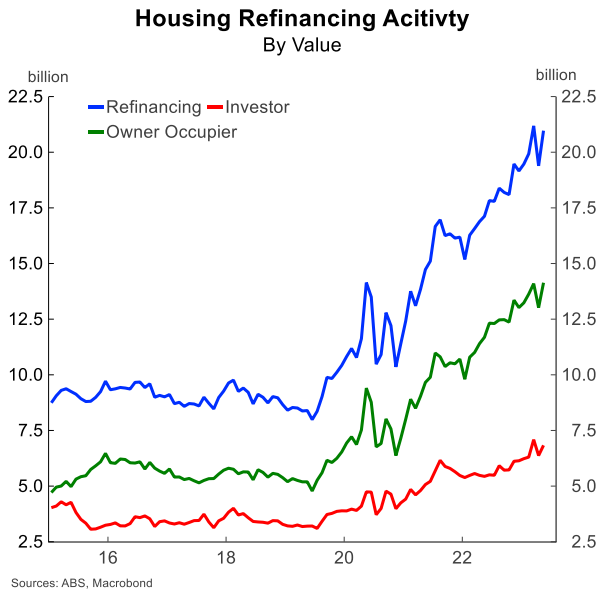
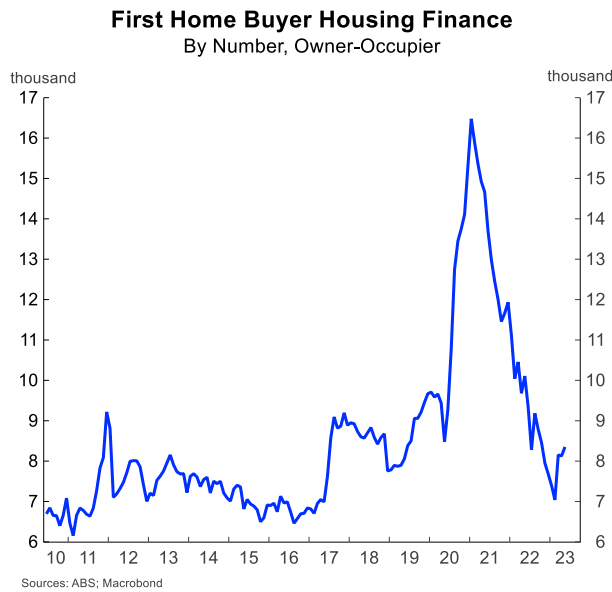
Purchase of Existing Dwellings
Average Loan Size, Owner Occupiers



Consistent with the fall in the average value of loans for established houses, the number of loans going to First Home Buyers (FHB) has increased by almost 20% since the trough reached in February 2023 – FHB tend to buy at lower price points and could also be responding to generous incentives offered by governments.

Housing refinancing bounced back to increase by 8.1% over May to \$21bn, slightly below the record high of \$21.2bn recorded in March 2023, after falling by 8.5% in April.

This refinancing activity was driven by both investors and owner occupiers. Again, this suggest that households are responding to higher interest rates by shopping around for the best deals.



Pat Bustamante, Senior Economist
Ph: +61 468 573 786

Contact Listing

Chief Economist

Besa Deda
dedab@stgeorge.com.au
+61 404 844 817

Senior Economist

Jarek Kowcza
jarek.kowcza@stgeorge.com.au
+61 481 476 436

Senior Economist

Pat Bustamante
pat.bustamante@stgeorge.com.au
+61 468 573 786

Economist

Jameson Coombs
jameson.coombs@stgeorge.com.au
+61 401 102 789

The information contained in this report (“the Information”) is provided for, and is only to be used by, persons in Australia. The information may not comply with the laws of another jurisdiction. The Information is general in nature and does not take into account the particular investment objectives or financial situation of any potential reader. It does not constitute, and should not be relied on as, financial or investment advice or recommendations (expressed or implied) and is not an invitation to take up securities or other financial products or services. No decision should be made on the basis of the Information without first seeking expert financial advice. For persons with whom St.George has a contract to supply Information, the supply of the Information is made under that contract and St.George’s agreed terms of supply apply. St.George does not represent or guarantee that the Information is accurate or free from errors or omissions and St.George disclaims any duty of care in relation to the Information and liability for any reliance on investment decisions made using the Information. The Information is subject to change. Terms, conditions and any fees apply to St.George products and details are available. St.George or its officers, agents or employees (including persons involved in preparation of the Information) may have financial interests in the markets discussed in the Information. St.George owns copyright in the information unless otherwise indicated. The Information should not be reproduced, distributed, linked or transmitted without the written consent of St.George.

Any unauthorised use or dissemination is prohibited. Neither St.George Bank - A Division of Westpac Banking Corporation ABN 33 007 457 141 AFSL 233714 ACL 233714, nor any of Westpac’s subsidiaries or affiliates shall be liable for the message if altered, changed or falsified.